





**C.J. SURRO**  
**Evaluation of Instruction Program Report**  
 18W: ECON 41 DIS 3D: STATS-ECONOMISTS  
 No. of responses = 11  
 Enrollment = 24  
 Response Rate = 45.83%

1. Background Information:


1.1) Year in School:




1.2) UCLA GPA:



1.3) Expected Grade:




1.4) What requirements does this course fulfill?




2. Preliminary Questions:


2.1) Approximately how many times did you attend the assigned section?



2.2) If you primarily attended a section that is not assigned to you, what was your primary reason for doing so?

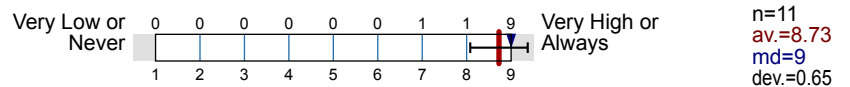


2.3) You saw the TA of the assigned section attending lectures.

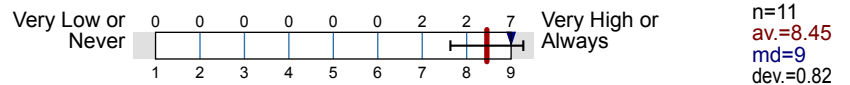


3. To What Extent Do You Feel That:

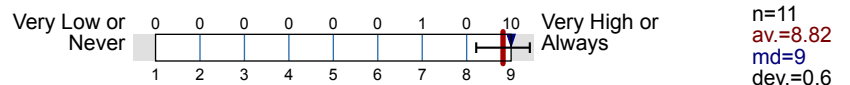
3.1) Teaching Assistant Knowledge - The T.A. was knowledgeable about the material.



3.2) Teaching Assistant Concern - The T.A. was concerned about student learning.



3.3) Organization - Section presentations were well prepared and organized.



|      |                                                                                 |                   |                     |                     |                                       |
|------|---------------------------------------------------------------------------------|-------------------|---------------------|---------------------|---------------------------------------|
| 3.4) | Scope - The teaching assistant expanded on course ideas.                        | Very Low or Never | 0 0 0 0 0 0 1 2 8 9 | Very High or Always | n=11<br>av.=8.64<br>md=9<br>dev.=0.67 |
| 3.5) | Interaction - Students felt welcome in seeking help in or outside of the class. | Very Low or Never | 0 0 0 0 0 0 1 4 6 9 | Very High or Always | n=11<br>av.=8.45<br>md=9<br>dev.=0.69 |
| 3.6) | Communication Skills - The teaching assistant had good communication skills.    | Very Low or Never | 0 0 0 0 0 0 1 2 8 9 | Very High or Always | n=11<br>av.=8.64<br>md=9<br>dev.=0.67 |
| 3.7) | Value - The overall value of the sections justified your time and effort.       | Very Low or Never | 0 0 0 0 0 1 0 2 8 9 | Very High or Always | n=11<br>av.=8.55<br>md=9<br>dev.=0.93 |
| 3.8) | Overall - What is your overall rating of the teaching assistant?                | Very Low or Never | 0 0 0 0 0 0 1 1 9 9 | Very High or Always | n=11<br>av.=8.73<br>md=9<br>dev.=0.65 |

4. Your View of Section Characteristics:

|      |                                        |          |        |           |                                               |
|------|----------------------------------------|----------|--------|-----------|-----------------------------------------------|
| 4.1) | Difficulty (relative to other courses) | Low      | 0 7 3  | High      | n=10<br>av.=2.3<br>md=2<br>dev.=0.48<br>ab.=1 |
| 4.2) | Workload/pace was                      | Too Slow | 0 10 1 | Too Much  | n=11<br>av.=2.09<br>md=2<br>dev.=0.3          |
| 4.3) | Integration of section with course was | Poor     | 0 4 7  | Excellent | n=11<br>av.=2.64<br>md=3<br>dev.=0.5          |
| 4.4) | Texts, required readings               | Poor     | 2 5 0  | Excellent | n=7<br>av.=1.71<br>md=2<br>dev.=0.49<br>ab.=4 |
| 4.5) | Homework assignments                   | Poor     | 1 7 0  | Excellent | n=8<br>av.=1.88<br>md=2<br>dev.=0.35<br>ab.=3 |
| 4.6) | Graded materials, examinations         | Poor     | 0 5 4  | Excellent | n=9<br>av.=2.44<br>md=2<br>dev.=0.53<br>ab.=2 |
| 4.7) | Lecture presentations                  | Poor     | 0 2 8  | Excellent | n=10<br>av.=2.8<br>md=3<br>dev.=0.42<br>ab.=1 |
| 4.8) | Class discussions                      | Poor     | 1 2 8  | Excellent | n=11<br>av.=2.64<br>md=3<br>dev.=0.67         |

## 5. Comments:

- <sup>5.1)</sup> Please identify what you perceive to be the real strengths and weaknesses of this teaching assistant and course.
- Chris made practice quizzes so we could practice test taking in a relaxed setting. These helped me test my knowledge of the material and see what I needed to work on for the week.
  - Chris was very helpful in understanding the concepts and his discussions were worth my time. His weekly quizzes made sure I knew what to expect and gave me a better idea on things I still need to work on. One of the best TA's out there. Unfortunately I couldn't make it to his OH so a big shout out to Xuanyu for being very helpful and selfless during her OH.
  - Chris went above and beyond with his section this quarter. He puts in extra effort to best prepare us for the exam. It is evident that Chris cares about student success. Thank you, Chris!
  - He would go out of his way to make quizzes outside of the coursework to help students, and would go over the problems with you in class as well. He made sure everyone felt comfortable enough to move forward and it was obvious he was knowledgeable and passionate about the subject. So content with his ways of teaching I took another course in the summer with him.
  - I appreciated the use of quizzes every section; it actually forced students to interact with the material and review it regularly. Also, the TA demonstrated a lot of effort to ensure that the students understood the material and were prepared for tests; the review sessions prior to midterms were very helpful. Chris was good at explaining the concepts in such a way that reinforced what we had learned in lecture. At times, his explanations were even clearer than those of the professor. A slight weakness comes with the quizzes. Although they were helpful, I think they should have taken up less class time so there would be more time for reviewing general concepts. Overall, I was very satisfied with the discussion and I found it to be very helpful.
  - Really clear and helpful. Quizzes were well-prepared and hosted relevant review sessions.
  - The discussion was worth attending! In addition, the quizzes really helped me understand what I should be learning!

# Profile

Subunit: **ECON**  
 Name of the instructor: **C.J. SURRO**  
 Name of the course: **18W: ECON 41 DIS 3D: STATS-ECONOMISTS**  
 (Name of the survey)

Values used in the profile line: Mean

### 3. To What Extent Do You Feel That:

|                                                                                      |                   |  |  |  |  |  |  |  |  |                     |      |          |
|--------------------------------------------------------------------------------------|-------------------|--|--|--|--|--|--|--|--|---------------------|------|----------|
| 3.1) Teaching Assistant Knowledge - The T.A. was knowledgeable about the material.   | Very Low or Never |  |  |  |  |  |  |  |  | Very High or Always | n=11 | av.=8.73 |
| 3.2) Teaching Assistant Concern - The T.A. was concerned about student learning.     | Very Low or Never |  |  |  |  |  |  |  |  | Very High or Always | n=11 | av.=8.45 |
| 3.3) Organization - Section presentations were well prepared and organized.          | Very Low or Never |  |  |  |  |  |  |  |  | Very High or Always | n=11 | av.=8.82 |
| 3.4) Scope - The teaching assistant expanded on course ideas.                        | Very Low or Never |  |  |  |  |  |  |  |  | Very High or Always | n=11 | av.=8.64 |
| 3.5) Interaction - Students felt welcome in seeking help in or outside of the class. | Very Low or Never |  |  |  |  |  |  |  |  | Very High or Always | n=11 | av.=8.45 |
| 3.6) Communication Skills - The teaching assistant had good communication skills.    | Very Low or Never |  |  |  |  |  |  |  |  | Very High or Always | n=11 | av.=8.64 |
| 3.7) Value - The overall value of the sections justified your time and effort.       | Very Low or Never |  |  |  |  |  |  |  |  | Very High or Always | n=11 | av.=8.55 |
| 3.8) Overall - What is your overall rating of the teaching assistant?                | Very Low or Never |  |  |  |  |  |  |  |  | Very High or Always | n=11 | av.=8.73 |

### 4. Your View of Section Characteristics:

|                                             |          |  |  |  |  |  |  |  |  |           |      |          |
|---------------------------------------------|----------|--|--|--|--|--|--|--|--|-----------|------|----------|
| 4.1) Difficulty (relative to other courses) | Low      |  |  |  |  |  |  |  |  | High      | n=10 | av.=2.30 |
| 4.2) Workload/pace was                      | Too Slow |  |  |  |  |  |  |  |  | Too Much  | n=11 | av.=2.09 |
| 4.3) Integration of section with course was | Poor     |  |  |  |  |  |  |  |  | Excellent | n=11 | av.=2.64 |
| 4.4) Texts, required readings               | Poor     |  |  |  |  |  |  |  |  | Excellent | n=7  | av.=1.71 |
| 4.5) Homework assignments                   | Poor     |  |  |  |  |  |  |  |  | Excellent | n=8  | av.=1.88 |
| 4.6) Graded materials, examinations         | Poor     |  |  |  |  |  |  |  |  | Excellent | n=9  | av.=2.44 |
| 4.7) Lecture presentations                  | Poor     |  |  |  |  |  |  |  |  | Excellent | n=10 | av.=2.80 |
| 4.8) Class discussions                      | Poor     |  |  |  |  |  |  |  |  | Excellent | n=11 | av.=2.64 |