




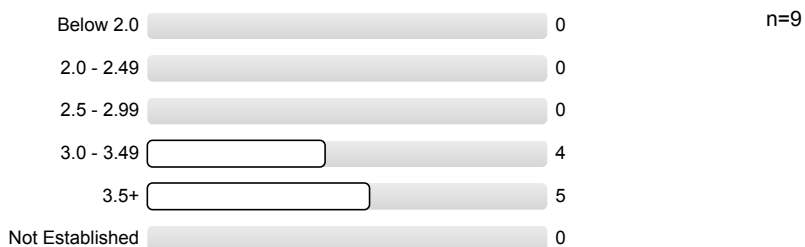
C.J. SURRO
Evaluation of Instruction Program Report
 18S: ECON 1 QIZ 1D: PRIN OF ECONOMICS
 No. of responses = 9
 Enrollment = 23
 Response Rate = 39.13%

1. Background Information:

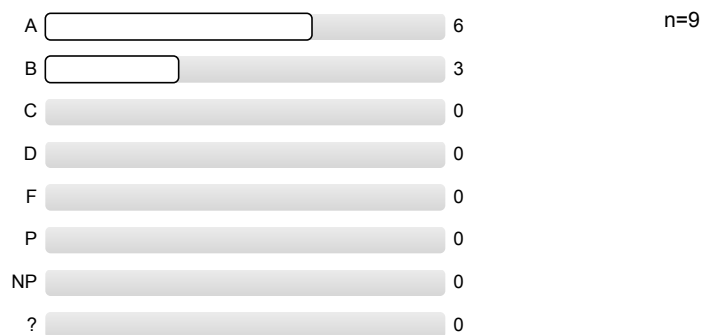
1.1) Year in School:




1.2) UCLA GPA:



1.3) Expected Grade:

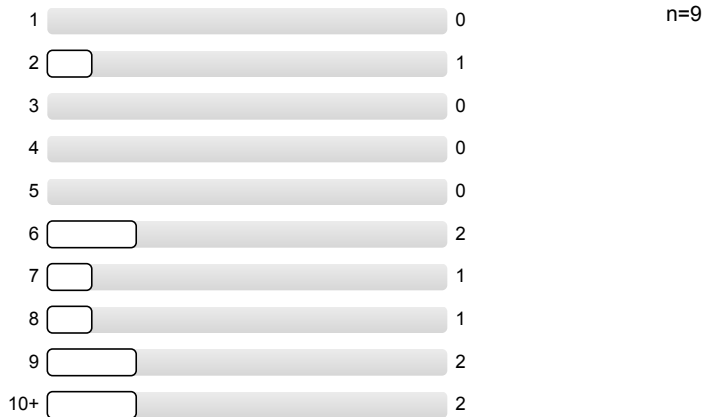


1.4) What requirements does this course fulfill?




2. Preliminary Questions:


2.1) Approximately how many times did you attend the assigned section?



2.2) If you primarily attended a section that is not assigned to you, what was your primary reason for doing so?

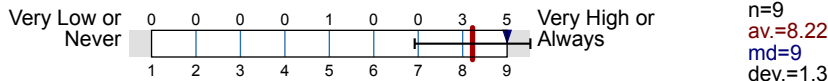


2.3) You saw the TA of the assigned section attending lectures.

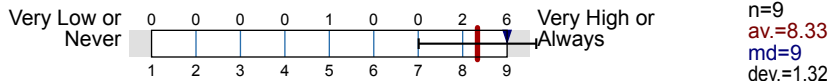


3. To What Extent Do You Feel That:

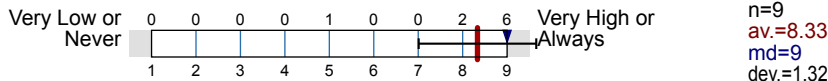
3.1) Teaching Assistant Knowledge - The T.A. was knowledgeable about the material.



3.2) Teaching Assistant Concern - The T.A. was concerned about student learning.



3.3) Organization - Section presentations were well prepared and organized.



3.4)	Scope - The teaching assistant expanded on course ideas.	Very Low or Never	0 0 0 0 2 0 0 2 5	Very High or Always	n=9 av.=7.89 md=9 dev.=1.69
3.5)	Interaction - Students felt welcome in seeking help in or outside of the class.	Very Low or Never	0 0 0 0 1 1 0 3 4	Very High or Always	n=9 av.=7.89 md=8 dev.=1.45
3.6)	Communication Skills - The teaching assistant had good communication skills.	Very Low or Never	0 0 0 0 1 1 2 1 4	Very High or Always	n=9 av.=7.67 md=8 dev.=1.5
3.7)	Value - The overall value of the sections justified your time and effort.	Very Low or Never	0 0 0 0 2 1 0 1 5	Very High or Always	n=9 av.=7.67 md=9 dev.=1.8
3.8)	Overall - What is your overall rating of the teaching assistant?	Very Low or Never	0 0 0 0 1 0 1 3 4	Very High or Always	n=9 av.=8 md=8 dev.=1.32

4. Your View of Section Characteristics:

4.1)	Difficulty (relative to other courses)	Low	2 6 1	High	n=9 av.=1.89 md=2 dev.=0.6
4.2)	Workload/pace was	Too Slow	0 8 0	Too Much	n=8 av.=2 md=2 dev.=0 ab.=1
4.3)	Integration of section with course was	Poor	0 2 7	Excellent	n=9 av.=2.78 md=3 dev.=0.44
4.4)	Texts, required readings	Poor	0 4 3	Excellent	n=7 av.=2.43 md=2 dev.=0.53 ab.=2
4.5)	Homework assignments	Poor	0 4 3	Excellent	n=7 av.=2.43 md=2 dev.=0.53 ab.=2
4.6)	Graded materials, examinations	Poor	0 3 5	Excellent	n=8 av.=2.63 md=3 dev.=0.52 ab.=1
4.7)	Lecture presentations	Poor	0 4 5	Excellent	n=9 av.=2.56 md=3 dev.=0.53
4.8)	Class discussions	Poor	0 4 4	Excellent	n=8 av.=2.5 md=2.5 dev.=0.53 ab.=1

5. Comments:

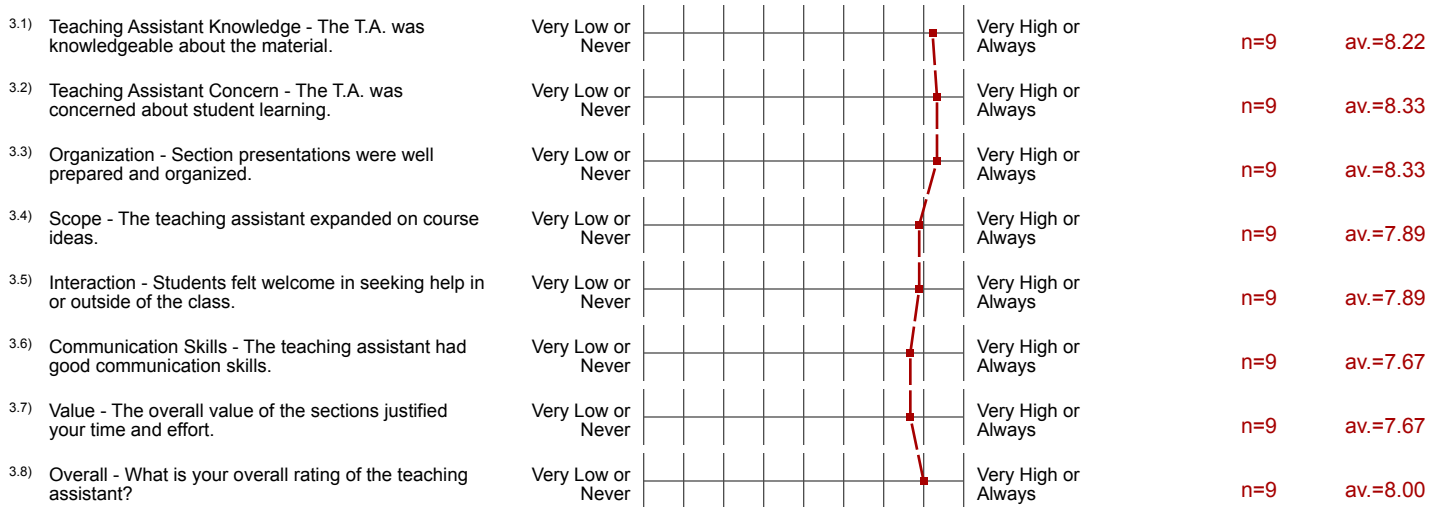
- ^{5.1)} Please identify what you perceive to be the real strengths and weaknesses of this teaching assistant and course.
- Chris was a fantastic TA and was very helpful consistently
 - Chris was really good at expanding the material learned in lecture, as well as giving us additional practice problems each week to help prepare us for exams.
 - I think the TA's strengths lied within how he structured the sections. The weekly quizzes with explanation were very relevant to the course material and often helped to understand the content and expand upon ideas. His sections were friendly and I always felt confident answering a question or posing a question myself. No weaknesses for the TA.
 - The teaching assistant really went above and beyond with the quizzes he gave each week. This helped me review my knowledge of the topics at hand and understand if I knew them well.
 - the quizzes provided a great resource for studying

Profile

Subunit: **ECON**
 Name of the instructor: **C.J. SURRO**
 Name of the course: **18S: ECON 1 QIZ 1D: PRIN OF ECONOMICS**
 (Name of the survey)

Values used in the profile line: Mean

3. To What Extent Do You Feel That:



4. Your View of Section Characteristics:

