



C.J. SURRO
Evaluation of Instruction Program Report
 17F: ECON 1 QIZ 1B: PRIN OF ECONOMICS
 No. of responses = 12
 Enrollment = 26
 Response Rate = 46.15%

1. Background Information:

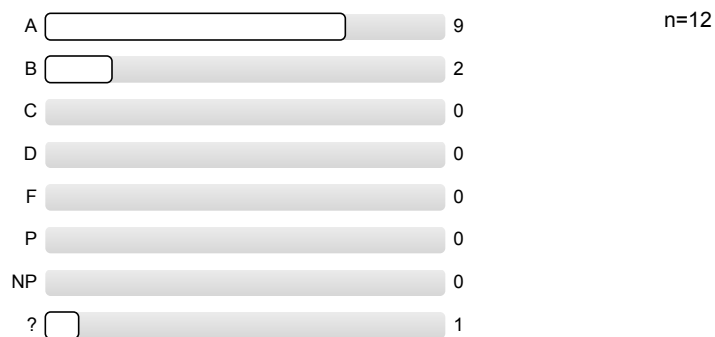
1.1) Year in School:




1.2) UCLA GPA:



1.3) Expected Grade:

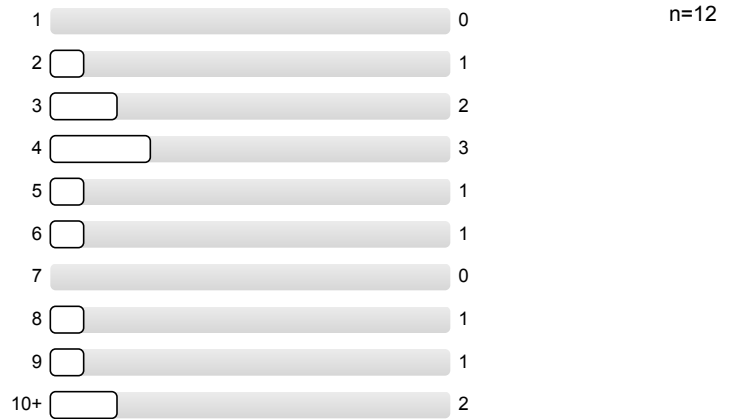


1.4) What requirements does this course fulfill?




2. Preliminary Questions:

2.1) Approximately how many times did you attend the assigned section?



2.2) If you primarily attended a section that is not assigned to you, what was your primary reason for doing so?

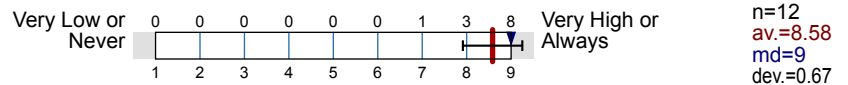


2.3) You saw the TA of the assigned section attending lectures.

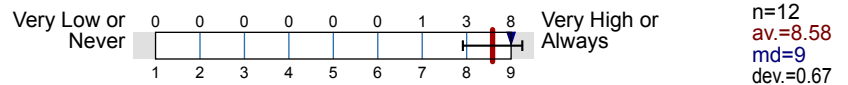


3. To What Extent Do You Feel That:

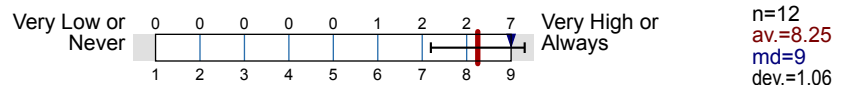
3.1) Teaching Assistant Knowledge - The T.A. was knowledgeable about the material.



3.2) Teaching Assistant Concern - The T.A. was concerned about student learning.



3.3) Organization - Section presentations were well prepared and organized.



3.4)	Scope - The teaching assistant expanded on course ideas.	Very Low or Never		Very High or Always	n=12 av.=8.25 md=8.5 dev.=0.97
3.5)	Interaction - Students felt welcome in seeking help in or outside of the class.	Very Low or Never		Very High or Always	n=12 av.=8.42 md=8.5 dev.=0.67
3.6)	Communication Skills - The teaching assistant had good communication skills.	Very Low or Never		Very High or Always	n=12 av.=8.5 md=9 dev.=0.67
3.7)	Value - The overall value of the sections justified your time and effort.	Very Low or Never		Very High or Always	n=12 av.=8.58 md=9 dev.=0.67
3.8)	Overall - What is your overall rating of the teaching assistant?	Very Low or Never		Very High or Always	n=12 av.=8.58 md=9 dev.=0.51

4. Your View of Section Characteristics:

4.1)	Difficulty (relative to other courses)	Low		High	n=12 av.=2 md=2 dev.=0.74
4.2)	Workload/pace was	Too Slow		Too Much	n=10 av.=1.9 md=2 dev.=0.32 ab.=2
4.3)	Integration of section with course was	Poor		Excellent	n=12 av.=2.58 md=3 dev.=0.51
4.4)	Texts, required readings	Poor		Excellent	n=9 av.=2.33 md=2 dev.=0.71 ab.=3
4.5)	Homework assignments	Poor		Excellent	n=8 av.=2.38 md=2.5 dev.=0.74 ab.=4
4.6)	Graded materials, examinations	Poor		Excellent	n=10 av.=2.3 md=2 dev.=0.67 ab.=2
4.7)	Lecture presentations	Poor		Excellent	n=11 av.=2.45 md=2 dev.=0.52 ab.=1
4.8)	Class discussions	Poor		Excellent	n=12 av.=2.42 md=2 dev.=0.51

5. Comments:

- ^{5.1)} Please identify what you perceive to be the real strengths and weaknesses of this teaching assistant and course.
- Chris did a great job. He brought a lot of effort and preparation to every discussion. Very knowledgeable man.
 - I always enjoyed coming to Chris' sections. He was always very energetic, charismatic, and well-prepared. I always felt like I learned a lot during his discussions. He never had any issues answering questions and was very thorough and easy to follow along with. He was very approachable and made discussion engaging and fun. I am very grateful that I had him as my TA.
 - Surro's charismatic nature and outgoing personality reflected in his engaging discussions. As a first-quarter freshman, it was a very great first discussion course. Bravo!
 - The strengths of the TA is that he is very approachable, friendly, and extended his time to be available for both the midterms and the final by conducting longer discussion sessions to act as review sessions. I have no weaknesses for this TA.
 - There were mini quizzes given each week that summarized the main points of the chapter, and that really helped me refresh my memory and stay on track. It was nice to have a physical copy of a set of questions to refer back to when studying.

Profile

Subunit: **ECON**
 Name of the instructor: **C.J. SURRO**
 Name of the course: **17F: ECON 1 QIZ 1B: PRIN OF ECONOMICS**
 (Name of the survey)

Values used in the profile line: Mean

3. To What Extent Do You Feel That:

3.1) Teaching Assistant Knowledge - The T.A. was knowledgeable about the material.	Very Low or Never										Very High or Always	n=12	av.=8.58
3.2) Teaching Assistant Concern - The T.A. was concerned about student learning.	Very Low or Never										Very High or Always	n=12	av.=8.58
3.3) Organization - Section presentations were well prepared and organized.	Very Low or Never										Very High or Always	n=12	av.=8.25
3.4) Scope - The teaching assistant expanded on course ideas.	Very Low or Never										Very High or Always	n=12	av.=8.25
3.5) Interaction - Students felt welcome in seeking help in or outside of the class.	Very Low or Never										Very High or Always	n=12	av.=8.42
3.6) Communication Skills - The teaching assistant had good communication skills.	Very Low or Never										Very High or Always	n=12	av.=8.50
3.7) Value - The overall value of the sections justified your time and effort.	Very Low or Never										Very High or Always	n=12	av.=8.58
3.8) Overall - What is your overall rating of the teaching assistant?	Very Low or Never										Very High or Always	n=12	av.=8.58

4. Your View of Section Characteristics:

4.1) Difficulty (relative to other courses)	Low										High	n=12	av.=2.00
4.2) Workload/pace was	Too Slow										Too Much	n=10	av.=1.90
4.3) Integration of section with course was	Poor										Excellent	n=12	av.=2.58
4.4) Texts, required readings	Poor										Excellent	n=9	av.=2.33
4.5) Homework assignments	Poor										Excellent	n=8	av.=2.38
4.6) Graded materials, examinations	Poor										Excellent	n=10	av.=2.30
4.7) Lecture presentations	Poor										Excellent	n=11	av.=2.45
4.8) Class discussions	Poor										Excellent	n=12	av.=2.42